

# RE Series

## Rack Enclosure (Essential)

### Specification

**Part Number**                      **REV42610EB-FP**

#### General

Dimension (WxDxH)	600mmx1070mmx1992mm (42U)
Net Weight	≈ 130 Kg
Gross Weight	≈ 140 Kg
Material	SPCC, Powder-Coat
Color	RAL9005 (Black)
Packaging	Flat packed
Logo	EATON
Vertical Frame	SPCC, 2.0mm thickness
Static Load Rating	1000 Kg

#### Side Panel

Structure	Split side panels with latch (2pcs with latch and 2pcs without latch), Toolless mounting
Quantity	04pcs
Material	SPCC
Thickness	1.0mm

#### Front Door

Structure	Single door, Vented door panel, Hexagon hole perforation, Easy dissemble
Material	SPCC, 1.2mm thickness
Airflow Rating	78%
Door Locker	Single lock & Swing handle
Opening Angle	> 130°
Other	Front door can be changed from right opening to left opening

#### Rear Door

Structure	Double doors, Vented door panels, Hexagon hole perforation, Easy dissemble
Material	SPCC, 1.2mm thickness
Airflow Rating	78%
Door Locker	Single lock & Swing handle
Opening Angle	> 130°
Other	Front door and Rear doors can be exchanged with each other

### Top Cover

Structure	Multi slots for cable access with plastic/metal cover Front: 03 x slot/hole Rear: 03 x slot/hole Side: 02 x slot/hole
Material	SPCC, 1.2mm thickness

### Horizontal Beam

Quantity	04pcs (02pcs on bottom & 02pcs on the top)
Material	SPCC, 1.5mm thickness

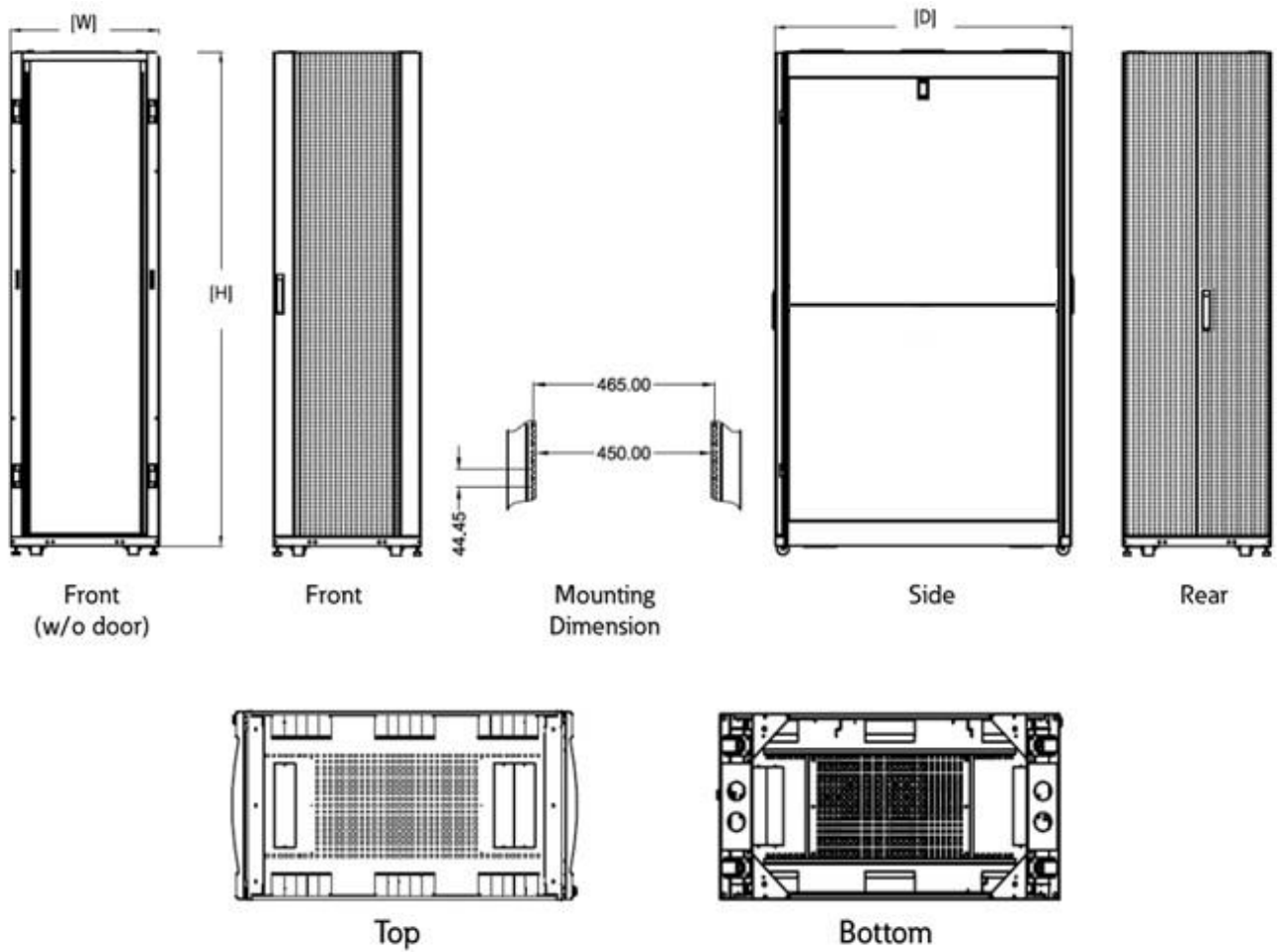
### Mounting Rail

Installation	Vertical, Depth adjustable, Fix equipment tightly at front and rear
Standard	19", EIA-310D/E
U Numbering	1U÷42U (from bottom to top, silk printing)
Material	SPCC, 2.0mm thickness

### Others

Bonding Wire	Cu/PVC cable with cross area $\geq 4 \text{ mm}^2$ , Connect between Frame & Door(s)
Baying Kit	04pcs
Leveling Feet	04pcs (steel, threaded into bottom rack frame)
Castors	04pcs (2", threaded into bottom rack frame)
Vertical Cable Tray (Cable Management Rail)	02pcs (left & right side mounting at rear, 117mmWx42U, PDU holes)
Main Protective Earthing Terminal	M6 screw hole provided on bottom door frame
Accessories	Captive nut M6: 50 pcs, Screw M6X12: 50 pcs
Ingress Protection	IP20
Standard	UL, RoHS, CE, EIA-310D/E

## Drawing & Image



Front Door



**Rear Door**



**Top Cover**




**Side Panel**



**Vertical Cable Tray**



**Leveling Feet & Castors**



**Accessories**

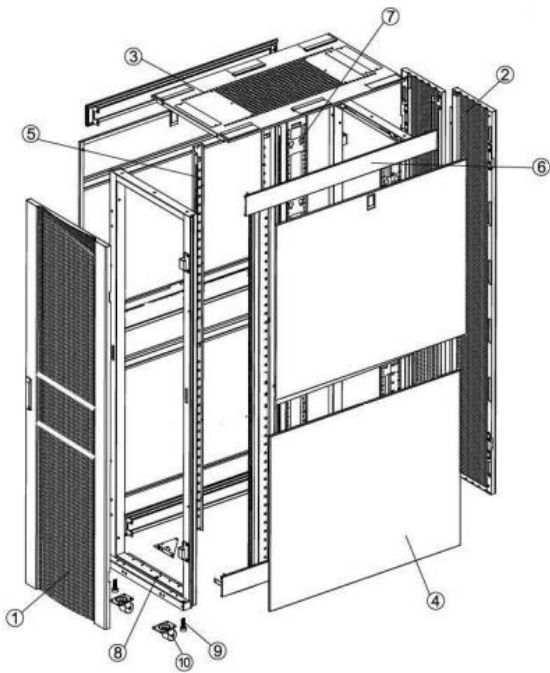
(Door key, M6 captive nut & screw)



**Tool-less Blanking Panel**

(Optional, Plastic/Metal)





Component	Quantity	
1	Front vented door with lock	1
2	Rear door	2
3	Top cover	1
4	Side panel	2(with lock) 2(without lock)
5	Vertical rails	4
6	Horizontal beam	4
7	Cable management rail	2
8	Door frame	2
9	Leveling feet	4
10	2" heavy duty castor	4